



March 2024

Hey awesome teachers!

Inspired by my son, Guion, who thrives with Down syndrome, our journey at Curious B.E.I.N.G.s is about more than just sharing our story; it's about shifting the narrative for those often marginalized due to special needs. Our mission is to transform the conversation from a focus on limitations to a celebration of abilities, highlighting the unique strengths each person possesses. Guion's resilience and spirit are the spark for *Guion The Lion*, a project that embodies our commitment to changing perceptions and fostering a more inclusive perspective.

Guion The Lion is not just a book; it represents the cornerstone of Curious B.E.I.N.G.s broader mission, inviting us into a world where the diversity of abilities is not only acknowledged but celebrated with joy. This narrative urges us to look beyond first impressions, discovering the true potential within each of us, especially those with special needs. By focusing on what individuals can do, rather than what they can't, we hope to inspire a deeper appreciation of the boundless potential within our communities. It's about creating a space where every person's abilities are recognized and celebrated, encouraging us all to see the extraordinary in everyone.

We are thrilled to introduce the *Guion The Lion* unit, a series of three interconnected lesson plans designed to engage students in a journey of discovery, reflection, and celebration. These lesson plans complement the message of *Guion The Lion*, and provide a comprehensive framework for fostering empathy, understanding, and inclusivity among your students.

- **Lesson Plan 1: Perspective** directly ties to the core message of "Guion the Lion," emphasizing the importance of seeing the world through another's eyes. This lesson invites students to step into the shoes of others, expanding their understanding and empathy.
- **Lesson Plan 2: Self-Awareness** encourages students to reflect on their own hidden abilities and strengths, fostering a sense of self-discovery and confidence in their unique talents.
- **Lesson Plan 3: Celebration** builds on the self-awareness cultivated in the previous lesson, guiding students to celebrate the hidden abilities and strengths of their peers. This lesson reinforces the message that everyone has something valuable to offer, promoting a community of support and appreciation.

These lesson plans are designed to build upon each other, creating a comprehensive educational experience that mirrors our mission to shift the narrative toward celebrating diversity and abilities in all forms. By integrating these lessons into your curriculum, you are not just teaching your students valuable life skills, you are inviting them to be part of a larger movement that values and uplifts every individual.

Our goal is to inspire a more inclusive world where every child and adult feels valued for their contributions, creating a community where curiosity and kindness pave the way for recognizing and celebrating each individual's unique journey. Thank you for joining us in this important work, for it is through your dedication and passion that we can truly make a difference.

Best,

A handwritten signature in blue ink, appearing to read 'Rebecca'.

Rebecca Wilson Macsovits

Founder/Owner Curious B.E.I.N.G.s





Lesson #1
Someone Else's Perspective
Grades: Pre-K - 1st

Objective

Students will be able to illustrate a scene through someone else's point of view.

Take Away Concept

- **It's ok for people to see and do things differently! Asking questions and being curious helps us learn and enjoy new ideas.**
- *(K -1st) If we try, we can see things from someone else's perspective.*

Prep

- Vocabulary to frontload
 - Different (Not the same)
 - Curious (Excited to learn and ask questions)
 - Imagination (Your own magical playground inside your head where anything is possible!)
 - *Perspective (Point of view) (K- 1st)*

Materials

- *Guion The Lion Book*
- Copies of activity template "What Would Guion See?"
- Brightly colored crayons, markers, or colored pencils
- Scissors
- Optional: Copies of Guion The Lion Mask Template
- Optional: Glue stick and popsicle stick or string (mask extension)

Lesson

1. Warm Up/Introduction (Activate background knowledge)

- Frontload vocabulary words as outlined above.
- Introduce "Guion The Lion" by doing a picture walk and invite students to make initial observations (the illustrations are colorful, the lion is visiting a castle, the bushbaby looks sad, etc.)
 - Pause throughout the picture walk to draw attention to Guion tilting his head and squinting his eyes (What do you think he's doing? Why?)
- Take Away Concept:
 - Explain that "Guion The Lion" teaches us about exploring new adventures and seeing things differently.
 - *(K-1st) If we try to see someone else's perspectives, you never know what surprises you'll find or fun you'll have!*

Vocabulary Introduction Idea:
Write each word on the board
or on chart paper.

Ask students to share ideas of
what each one means, and add
notes/drawings around the
word, forming a word bubble!





Lesson #1
Someone Else's Perspective (cont.)
Grades: Pre-K - 1st

2. Discussion Questions

- Read “Guion The Lion” and pause throughout to engage students in higher-level thinking questions. The following are suggestions for discussion or think-pair-shares:

All

- What do you think makes it tricky for Rae to see what Guion sees?
 - How do you think that makes Guion feel?
- What were some fun and exciting things that Rae discovered when she got curious?

K - 1st

- What did Rae do differently in order to see Guion's perspective? (Pause on the page where Rae sees the smoke coming out of the mountain top)
- How did Rae's perspective change throughout the book?
- Can you think of a time when you tried to see someone else's perspective?

3. Activity

- Today's activity helps students use their imaginations to turn ordinary objects into exciting new things! Students will color the Guion mask (optional) first and then complete the attached template, “What Would Guion See?”
- On the left side of the template, students will see something as Rae would see it. Then the students will tilt their heads and squint their eyes while looking at Rae's version and draw what they think Guion would see in the black space on the right.
- Reference the activity template and share the example shown with students.
 - “Just like in the book, Rae sees the common items on the left. If you squint your eyes and tilt your head, what do you think Guion sees?”
 - Ex - This snacking giraffe might look like a fire breathing dragon to Guion!
 - Show students the objects that they will complete. Allow for brainstorming in partners or as a group.
 - What might Guion see when he looks at the vacuum? (ex - an elephant with a long nose)
- Encourage students to find inspiration in the illustrations in “Guion The Lion.”
- You know your class best! This can be a verbal only, drawing only, or a written activity as well.
- Students will express different levels of imagination and creativity and others will take the task more literally - either is okay! We want students to have fun and embrace the concept of curiosity and seeing things differently.

Fun Extension Activity:
Have students color their Guion masks and hold them up when using their imaginations to complete the right side of the template.





Lesson #1
Someone Else's Perspective (cont.)
Grades: Pre-K-1st

4. Review/Reflection

- Bring students back together and invite volunteers to share their creations! Encourage students to focus on similarities and differences between everyone's creations.
- Closing Question(s):
 - Today we read "Guion The Lion" and we saw Guion help Rae get curious and Rae opened her mind to new things so that she could see things differently!
 - All
 - What are you curious about?
 - How can you help your friends and families to get curious?
 - K-1st
 - What did it feel like to use your Guion eyes and see things from Guion's perspective?
 - How do you feel when someone doesn't see things the same way you do?
 - Why is it important to be able to see someone else's perspective?
- Closing Song:
 - Let's move our bodies and sing along!
 - Guion the Lion Lyrical Music Video [Linked Here](#)

Fun Extension Activity:

Tape artwork to the walls and allow time for a gallery walk so that students can see everyone's work.





Color

Cut



TIE



TIE




WHAT WOULD GUION SEE?

In the book, Guion the Lion wants to share experiences with his friend Rae the Bushbaby. Rae sees common objects, but Guion's colorful imagination turns them into the fantastic.


With some practice, Rae's imagination sparks and she sees things in a new way.

WHAT RAE SEES:



A snacking giraffe

WHAT GUION SEES:



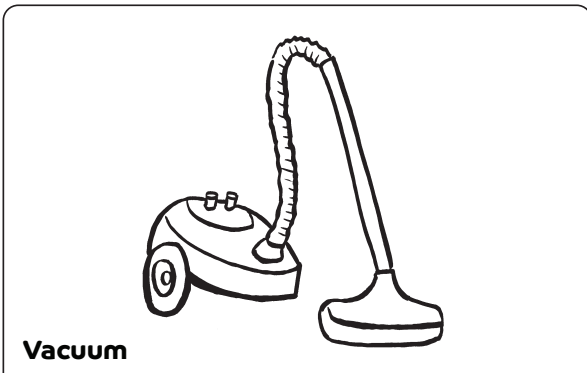
A fire-breathing dragon

NOW, YOU TRY IT!

Draw what you think Guion might see in these everyday objects. If you need help, remember to tilt your head and squint your eyes.




WHAT RAE SEES:



Vacuum



Vase



Chair

WHAT GUION SEES:



Lesson #1
Someone Else's Perspective
Grade: 2

Objective

Students will be able to illustrate a scene through someone else's point of view.

Take Away Concept

It's ok for people to see and do things differently! Asking questions and being curious helps us learn and enjoy new ideas. If we try, we can see and even feel things from someone else's perspective.

Prep

- Vocabulary to frontload
 - Different (Not the same)
 - Curious (Excited to learn and ask questions)
 - Imagination (Your own magical playground inside your head where anything is possible!)
 - Perspective (Point of view)

Materials

- *Guion The Lion Book*
- Copies of activity template "What Do Guion and Rae See?"
- Brightly colored crayons, markers, or colored pencils
- Scissors
- Copies of Guion The Lion Mask Template
- Glue stick and popsicle stick or string

Vocabulary Introduction Idea:
Write each word on the board
or on chart paper.

Ask students to share ideas
of what each one means, and
add notes/drawings around
the word, forming a word
bubble!

Lesson

1. Warm Up/Introduction (Activate background knowledge)

- Frontload vocabulary words as outlined above.
- Introduce "Guion The Lion" by doing a picture walk and invite students to make initial observations (the illustrations are colorful, the lion is visiting a castle, the bushbaby looks sad, etc.)
 - Pause throughout the picture walk to draw attention to Guion tilting his head and squinting his eyes (What do you think he's doing? Why?)
- Take Away Concept: Explain that "Guion The Lion" teaches us about exploring new adventures and seeing things differently. If we try to see someone else's perspectives, you never know what surprises you'll find or fun you'll have!





Lesson #1
Someone Else's Perspective (cont.)
Grade: 2

2. Discussion Questions

- Read Guion The Lion and pause throughout to engage students in higher-level thinking questions. The following are suggestions for discussion or think-pair-shares:
 - Why do you think it's hard for Rae to see what Guion sees?
 - How do you think that makes Guion feel?
 - What did Rae do differently in order to see Guion's perspective? (Pause on the page where Rae sees the smoke coming out of the mountain top)
 - How did Rae's perspective change throughout the book?
 - What does Rae see when she is able to see Guion's perspective?
 - Can you think of a time when you tried to see someone else's perspective?

3. Activity

- Today's activity helps students use their imaginations to turn ordinary objects into exciting new things! Students will color the Guion mask and then complete the attached template, "What Do Guion and Rae See?" by drawing a scene from both Rae's and Guion's perspectives.
 - "Today we are going to try to see ordinary things in our classroom and our school through Rae's eyes and Guion's eyes. This will help us to see the world from their point of view."
 - "When I try to see the world from Rae's perspective, I see the world as it is. For example, when I hold up this pencil, I see a boring pencil!"
- Introduce the Guion mask: Show students the cutting template and show them your example which has already been cut out.
 - Hold the mask up to your face. "When I wear my Guion mask, what do you think I see?" (Students may offer answers such as you see color, you see fun things, you see adventures!)
 - "Now let's look at this pencil again. From Rae's perspective, I see a boring pencil. But with my Guion mask I see a slithering snake on the carpet!"
 - Ask students for other examples of classroom items or locations that Guion and Rae might see differently. Hold up your Guion mask with each new example.
- Students will return to their desks and use the attached template to color and cut their Guion masks.





Lesson #1
Someone Else's Perspective (cont.)
Grade: 2

- Next, students will complete the “What Do Guion and Rae See?” template.
 - Students will first draw a scene from school or from home as they imagine Rae would see it. Then students will redraw that same scene as Guion might see it. Students also have the option to write a sentence(s) to accompany their drawings.
 - Encourage students to hold up their Guion masks as they add color and creativity to the Guion side of the template.
 - Students will express different levels of imagination and creativity and others will take the task more literally - either is okay! We want students to have fun and embrace the concept of curiosity and seeing things differently.
 - Encourage students to find inspiration in the illustrations in “Guion The Lion.”
 - You know your class best! This can be a verbal only, drawing only, or a written activity as well.

Note: Please use “What Would Guion See?” template for anyone needing an accomodation.

4. Review/Reflection

- Bring students back together and invite volunteers to share their creations!
 - How were the images the same?
 - How were they different?
- Closing Question(s):
 - Today we read “Guion The Lion” and we saw Guion help Rae open her mind and her curiosity so that she could see things differently!
 - What did it feel like to use your “Guion” eyes and see things from Guion’s perspective?
 - Why is it important to be able to see someone else’s perspective?
- Closing Song:
 - Let’s move our bodies and sing along!
 - Guion the Lion Lyrical Music Video Linked Here


Optional Extensions:

- 1. Tape artwork to the walls and allow time for a gallery walk so that students can see everyone’s work.**
- 2. Take students on a school walk wearing their Guion masks!
How do ordinary things look different?**




WHAT DO GUION AND RAE SEE?

In the book, Guion the Lion wants to share experiences with his friend Rae the Bushbaby. Rae sees common objects, but Guion's colorful imagination turns them into the fantastic. With some practice, Rae's imagination sparks and she sees things in a new way.



WHAT RAE SEES:



**a mound of dirt
created by termites**



WHAT GUION SEES:



a magnificent castle

NOW, YOU TRY IT!


Step 1: Draw a scene as Rae might see it. (Think about a familiar place or something you like to do.)

Step 2: Draw the same scene as if you were Guion—use your colorful imagination!


* If you need help, remember to tilt your head and squint your eyes.

Step 3: Write about what's happening next to each picture. Share what makes the pictures different.

WHAT RAE SEES:



WHAT GUIDON SEES:







Lesson #2

Celebrating Our Own Hidden Talents

Grades: Pre-K-2

Objective

Students will identify their own unique hidden abilities and be able to create a unique hand that represents those talents and/or interests.

Take Away Concept

Discover and embrace the treasures within us. Just like the characters in "Guion The Lion" who learn to see the world through each other's eyes, we encourage self-awareness by recognizing and celebrating what we're good at, what we enjoy, and what makes us uniquely us. Finding joy in our personal strengths and the diverse abilities of those around us.

Prep

- Vocabulary to frontload
 - Same (Alike)
 - Different (Not the same)
 - Hidden Abilities (Your personal superpowers! The special things about you that we might not see right away)

Materials

- "Guion The Lion" Book
- Copies of Hand Template
- Brightly colored crayons, markers, or colored pencils
- Optional: Other materials including magazines, pom poms, feathers, and other art supplies
- Optional: Guion The Lion Face

Lesson

1. Warm Up/Introduction (Activate background knowledge)

- Frontload vocabulary words as outlined above.
- Introduce "Guion The Lion" by doing a picture walk and invite students to make initial observations (the illustrations are colorful, the lion is visiting a castle, the bushbaby looks sad, etc.)
- Take Away Concept: Guion The Lion encourages us to go on exciting adventures and embrace different ways of seeing and doing things. Highlight Guion's fantastical point of view and emphasize that all individuals approach things differently, enriching our world with a wonderful diversity of thought and action. Just like Guion and Rae, we have lots of special superpowers too!





Lesson #2 Celebrating Our Own Hidden Talents (cont.) Grades: Pre-K-2

2. Discussion Questions

- Read “Guion The Lion” and pause throughout to engage students in higher-level thinking questions. The following are suggestions for discussion or think-pair-shares:
 - When Guion and Rae see the same thing differently, does it make one of them wrong? Why or why not?
 - What is Guion’s hidden ability? (focus on how Guion views the world in a fantastical way)
 - What did Rae do differently in order to see Guion’s point of view? (Pause on the page where Rae sees the smoke coming out of the mountain top.)
 - What is Rae’s hidden ability? (focus on Rae’s ability to get curios and see the world like Guion does)
 - Guion has a hidden ability to see the world in a fantastical way, what is a hidden ability that you have?
 - Guion and Rae learn to appreciate each other's point of view.
 - Why is it important to understand how others see the world?

3. Activity

“Remember we discussed earlier about embracing diversity, including those who are differently abled? Just like Guion and Rae, we are going to create something beautiful that represents our unique abilities and perspectives. And we’re going to do it using something that is unique to each and every one of us – our hands!”

- Hidden Abilities Hand Activity:
 - “Earlier we talked about hidden abilities, or super powers. One of my hidden abilities is playing the guitar! I love music and I love playing the guitar, but you wouldn’t know that just from looking at me.”
 - Invite students to provide examples of their hidden abilities or super powers or Divide class into small teams or partners to brainstorm and discuss hidden abilities (encourage them to think about things they like to do)
 - Have students trace and cut out their hand or provide each student with the Hand Template
 - Provide students with a variety of materials to design and decorate their hand
 - Students will express different levels of imagination and creativity and others will take the task more literally - either is okay! We want students to have fun and embrace the concept of their hidden abilities.

Examples of Hidden Abilities:

- Super star dog walker
- Help around the house
 - Guitar player
- Awesome big sister
 - Great listener
 - Kind friend





Lesson #2
Celebrating Our Own Hidden Talents (cont.)
Grades: Pre-K-2

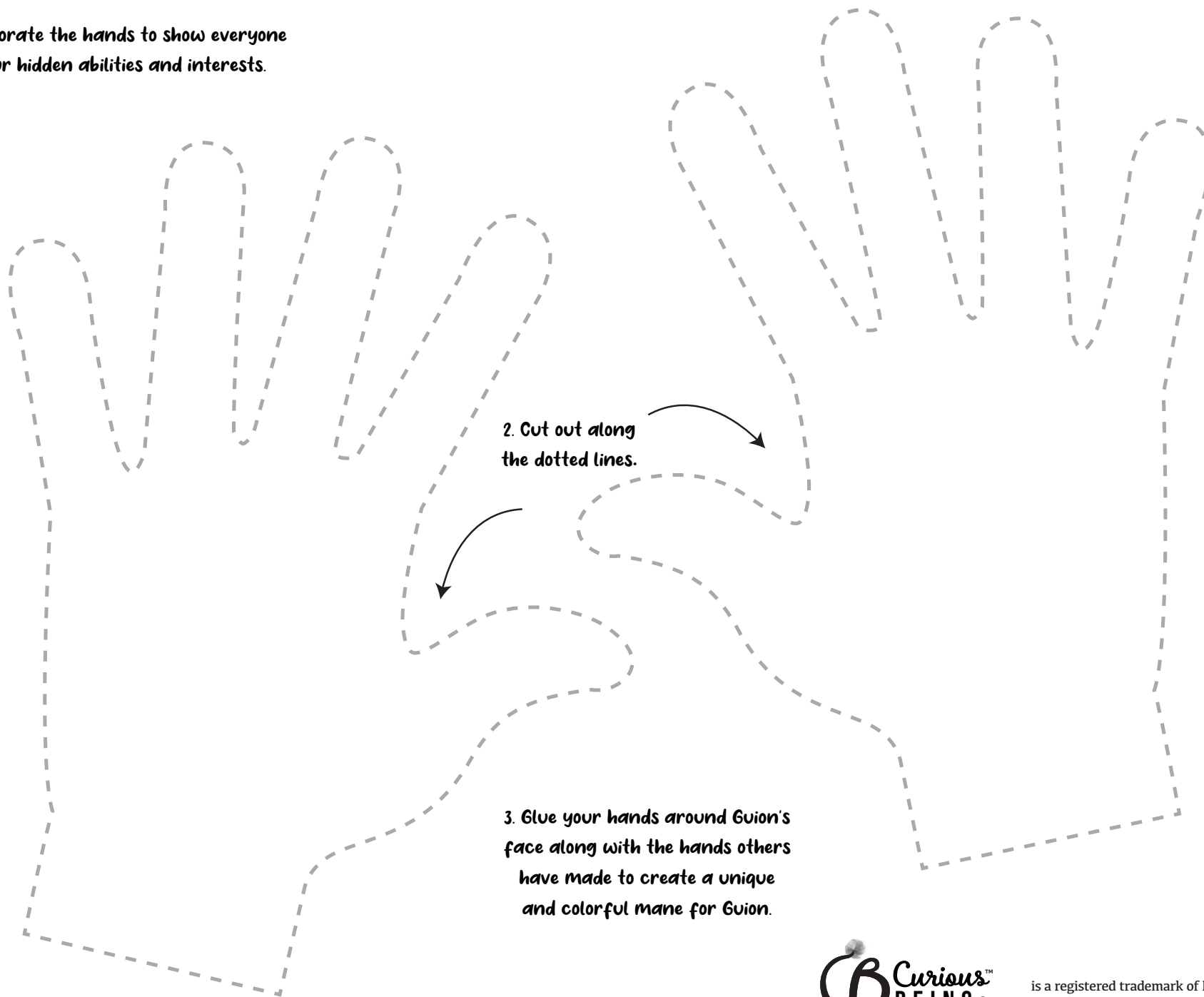
4. Review/Reflection

- Bring students back together and invite volunteers to share their creations and more about their hidden abilities!
 - Option 1: Invite students to share their hand creations with their small groups or with the whole class. And/or
 - Option 2: Tape each hand to the wall and allow time for a gallery walk so that students can see everyone's work.
- Closing Question(s):
 - Today, we read "Guion The Lion" and we saw Guion's fantastical view of the world and saw Rae get more curious so that she could see the world differently! Throughout the story, we saw Guion and Rae use their hidden abilities.
 - What did Hoke the Hippo, Wilson the Giraffe, or Olivia the Ostrich see from Guion's perspective?
 - What was an example of a hidden ability that someone in our class shared that you didn't know about before?
 - If you could choose a new hidden ability what would it be and why?
 - What are some ways we can continue to celebrate diversity and kindness in our classroom?
 - What are some ways we can help our friends feel proud of their unique talents and hidden abilities ?
- Closing Song:
 - Let's move our bodies and sing along!
 - Guion The Lion Lyrical Music Video [Linked Here](#)

Collaborative Art Option:
Once the kids have designed their hands, you can take each small group or the whole class and glue them around the included "Guion" face as Guion's Mane of Abilities.



1. Decorate the hands to show everyone your hidden abilities and interests.



2. Cut out along the dotted lines.

3. Glue your hands around Guion's face along with the hands others have made to create a unique and colorful mane for Guion.





Lesson #3

Celebrate ALL Abilities

Grade: Pre-K-2

Objective:

Students will be able to recognize and celebrate the unique characteristics that make their classmates special.

Take Away Concept

Our world is like a rainbow, full of different colors. Every person brings their own special color by doing things in their own way, which makes the rainbow even more beautiful. Being kind and respectful to everyone is really important, even if they seem different. You might discover something amazing! Let's cheer for what everyone can do, keep asking questions, and always be nice to each other!

Prep

- Vocabulary to frontload
 - Same (Alike)
 - Different (Not the same)
 - Hidden Abilities (Your superpowers! Amazing things you can do that others might not know just by looking at you)
 - Differently abled (Unique ways of doing things - seeing, hearing, walking or learning differently - it's what makes each of us extra special)

Materials

- *Guion The Lion Book*
- Copies of Celebration Cards
- Brightly colored crayons, markers, or colored pencils

Lesson

1. Warm Up/Introduction (Activate background knowledge)

- Frontload vocabulary words as outlined above.
- Introduce “Guion The Lion” by doing a picture walk and invite students to make initial observations (the illustrations are colorful, the lion is visiting a castle, the bushbaby looks sad, etc.)
- Take Away Concept: “Guion The Lion” shows us the joy of exploring and celebrating different ways of seeing the world. Rae learns to love Guion’s magical view and, with friends, they share and celebrate with Guion This story teaches us to appreciate everyone’s special skills, showing how each person’s hidden abilities makes our world more wonderful.





Lesson #3 Celebrate ALL Abilities Grade: Pre-K-2

2. Discussion Questions

- Read Guion The Lion and pause throughout to engage students in higher-level thinking questions. The following are suggestions for discussion or think-pair-shares:
 - How do you think Guion feels when Rae can't see the world the way he does?
 - How does Rae feel after she sees the world the way Guion does? How do you think Guion feels?
 - Think of a time when you learned about something a friend is really good at that you didn't know before. How did that make you feel?

3. Activity

- “Remember earlier we discussed embracing diversity, and celebrating the characteristics that make each of us special? Today we are going to celebrate each other - and all of the things that make our friends unique!”
- Celebration Cards Activity:
 - “Earlier we talked about hidden abilities, or super powers. One of my hidden abilities is playing the guitar! I love music and I love playing the guitar, but you wouldn't know that just from looking at me.”

Tips for Teaching about Being Differently Abled

- Celebrate Diversity: Let's show our little explorers that being differently abled is just another way people are unique, like the colors in a rainbow!
 - Curiosity is Cool: Encourage your students to ask questions. Curiosity helps us learn and understand better.
 - Kindness Counts: Remind your class that everyone, no matter how they are different, deserves kindness and respect. It's like spreading magic smiles all around!
 - Focus on Strengths: Talk about the amazing abilities and strengths of individuals. Everyone has their own unique powers!
 - Language Matters: Teach children to use inclusive language, also called “person-first” language. For example, “a person with Down syndrome” instead of “a Down syndrome person.” This way, we see the person first.
 - Find Common Ground: Help kids see that we all have lots in common, no matter our differences. We can share interests, hobbies, and feelings, making new friends along the way!





Lesson #3 Celebrate ALL Abilities Grade: Pre-K-2

- “I also have special abilities that you can see, that aren’t hidden at all. For example, I love to give out high fives - that is something all of you know about me!”
- Invite students to provide examples of their abilities or superpowers - both hidden or not.
- “Today we are going to celebrate our friends by filling out Celebration Cards for one another!”
- A celebration card is a perfect way to name and celebrate abilities and characteristics that make our classmates so special. For example, here is a celebration card I filled out for Mrs. Smith.”
- Have students return to their groups to begin working on their Celebration Cards.
 - You know your class best! Celebration cards can be scribed, written, or drawn. Students can be assigned any number of peers to create cards for, ensuring that every student in the class receives an equal amount.

4. Review/Reflection

- Bring students back together and invite volunteers to read their Celebration Cards aloud.
 - Option 1: Invite students to share with their small groups or with the whole class. And/or
 - Option 2: Give students time to walk around and deliver their Celebration Cards.
- **Closing Question(s):**
 - Today, we read “Guion The Lion” and we saw Rae and her friends celebrate Guion and his fantastical view of the world.
 - What was your favorite view of Guion’s world that was shared in the book?
 - What was an example of a hidden ability that someone in our class shared that you didn’t know about before?
 - What are some ways we can continue to celebrate diversity and kindness in our classroom?
 - What are some ways we can celebrate diversity and hidden abilities at home?
- **Closing Song:**
 - Let’s move our bodies and sing along!
 - Guion the Lion Lyrical Music Video [Linked Here](#)

Extension Option:
Have kids bring a shoe or tissue box and make little mailboxes to collect their cards, similar to a Valentine mailbox.



CELEBRATION CARDS

Hey Kindness Hero! Ready to spread smiles with your very own celebration cards? Pick a friend, pick a card and celebrate what makes them great!

Kindness is magic

Dear _____

You're special because _____



your friend,

Celebrating You

Dear _____

I'm glad we're friends because _____



your friend,

Awesomeness

Dear _____

You're awesome because _____



your friend,

Smiles

Dear _____

You are good at _____



your friend,

Dear _____

I like your _____



your friend,

Kindness Vibes

Dear _____

I like it when you _____



your friend,